

Fiche d'exploitation pour l'épisode :



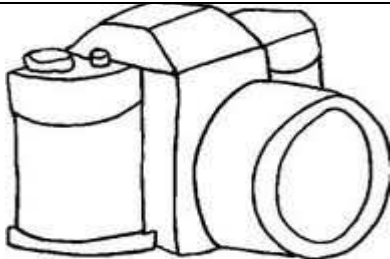


PodCaz audio:

#144. Kids spying on the neighbourhood

http://pedagogie2.ac-reunion.fr/cyberprofLV/telechargements/podcaz_audio/anglais/144.Kids_spying_on_the_neighbourhood.mp3
Langue : Anglais
Public : Collège
Niveau CECRL : A2

1) Rebecca and her schoolfriend are very nosy (too curious) people: they are looking at their neighbours.....

What are they using? Tick the right drawing:

 A camera	 binoculars	 A spyglass
---	---	--

2) What are they doing?

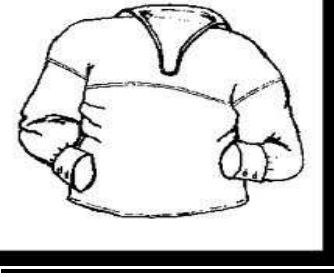











a- Put the right letter(s) in the right box.

0-Jo	x-look at the neighbours	0	x
1-Mr Cook	a- water flowers	1	
2-Mrs Cook	b- study	2+.....
3-The Cooks' children	c- read a book	3	
4-Mrs Smith	d- garden	4+.....
5-Mr Schofield's sons	e- fix bikes	5	
6-Julie	f- play football	6	
	g- sing		
	h- sit on a deckchair		

b- Re-write the full sentences following the example: Jo *is* looking at the neighbours.

- 1- Mr Cook
- 2- Mrs Cook.....
- 3- The Cooks' children
- 4- Mrs Smith.....
- 5- Mr Schofield's sons.....
- 6- Julie.....

3) **Whose is it?:** Write the name of the person who has got.....
Colour the objects when you have the information.

4)Sum up about Mrs Smith: clothes, position and action.

.....

.....

.....